



Dr Radcliffe's CE Primary School

Curriculum Information

Art and Design

Intent

At Dr Radcliffe's school our intent is that children understand that Art, craft and design embody some of the highest forms of human creativity. A high-quality art and design education should engage, inspire and challenge pupils, equipping them with the knowledge and skills to experiment, invent and create their own works of art, craft and design. As our children progress, they will be able to think critically and develop a more rigorous understanding of art and design. They will also know how art and design both reflect and shape our history, and contribute to the culture, creativity and wealth of everyone.

Implementation

In KS1 children will be taught to use a range of materials creatively to design and make products. They will be taught to use drawing, painting and sculpture to develop and share their ideas, experiences and imagination. They will develop a wide range of art and design techniques using colour, pattern, texture, line, shape, form and space. The children will learn about a range of artists, craft makers and designers, describing the differences and similarities between different practices and disciplines, and making links to their own work.

In KS2 children will be taught to develop their techniques, including their control and their use of materials, with creativity, experimentation and an increasing awareness of different kinds of art, craft and design. All children will have sketch books to record their observations and use them to review and revisit ideas.

Children will improve their mastery of art and design techniques, including drawing, painting and sculpture with a range of materials [for example, pencil, charcoal, paint, clay]. All children will learn about artists, architects and designers in history.

Impact

The impact of our curriculum will mean:

Children are able to produce creative work, exploring their ideas and recording their experiences.

Children become proficient in drawing, painting, sculpture and other art, craft and design techniques.

Children can evaluate and analyse creative works using the language of art, craft and design.

Children will know about great artists, craft makers and designers and understand the historical and cultural development of their art forms.

National Curriculum

Knowledge, Skills and Vocabulary Progression

Purpose of study

Art, craft and design embody some of the highest forms of human creativity. A high-quality art and design education should engage, inspire and challenge pupils, equipping them with the knowledge and skills to experiment, invent and create their own works of art, craft and design. As pupils progress, they should be able to think critically and develop a more rigorous understanding of art and design. They should also know how art and design both reflect and shape our history, and contribute to the culture, creativity and wealth of our nation.

Aims

The national curriculum for art and design aims to ensure that all pupils:

- produce creative work, exploring their ideas and recording their experiences
- become proficient in drawing, painting, sculpture and other art, craft and design techniques
- evaluate and analyse creative works using the language of art, craft and design
- know about great artists, craft makers and designers, and understand the historical and cultural development of their art forms.

Attainment targets

By the end of each key stage, pupils are expected to know, apply and understand the matters, skills and processes specified in the relevant programme of study.

KS1 – National Curriculum	<p><u>Pupils should be taught:</u></p> <ul style="list-style-type: none">- to use a range of materials creatively to design and make products- to use drawing, painting and sculpture to develop and share their ideas, experiences and imagination- to develop a wide range of art and design techniques in using colour, pattern, texture, line, shape, form and space- about the work of a range of artists, craft makers and designers, describing the differences and similarities between different practices and disciplines, and making links to their own work.
---------------------------	---

KS2 – National Curriculum

Pupils should be taught to develop their techniques, including their control and their use of materials, with creativity, experimentation and an increasing awareness of different kinds of art, craft and design.

Pupils should be taught:

- **to create sketch books to record their observations and use them to review and revisit ideas**
- **to improve their mastery of art and design techniques, including drawing, painting and sculpture with a range of materials [for example, pencil, charcoal, paint, clay]**
- **about great artists, architects and designers in history.**







YEAR 1

Pupils should be taught:

- to use a range of materials creatively to design and make products
- to use drawing, painting and sculpture to develop and share their ideas, experiences and imagination
- to develop a wide range of art and design techniques in using colour, pattern, texture, line, shape, form and space
- about the work of a range of artists, craft makers and designers, describing the differences and similarities between different practices and disciplines, and making links to their own work.

SKETCH BOOK WORK TO BE COVERED THROUGH OUT THE YEAR

- **AUTUMN TERM** - Using drawing, collage and mark-making to explore spirals. Introducing sketchbooks - Explore simple ways to make a print. Use line, shape, colour and texture to explore pattern, sequencing and symmetry
- **SPRING TERM** - Exploring materials - Exploring watercolour and discovering we can use accidental marks to help us make art.
- **SUMMER TERM** - drawings from observation, exploring media - art inspired by flora and fauna. Make collages of Mini Beasts

Term 1	Term 2	Term 3	Term 4	Term 5	Term 6
<p>AUTUMN TERM 1</p>  <p>Spirals</p> <p>Using drawing, collage and mark-making to explore spirals. Introducing sketchbooks. See the Pathway</p>	<p>AUTUMN TERM 2</p>  <p>Simple Printmaking</p> <p>Explore simple ways to make a print. Use line, shape, colour and texture to explore pattern, sequencing and symmetry. See the Pathway</p>	<p>SPRING TERM 1</p>  <p>Playful Making</p> <p>Exploring materials and intention through a playful approach. See the Pathway</p>	<p>SPRING TERM 2</p>  <p>Exploring Watercolour</p> <p>Exploring watercolour and discovering we can use accidental marks to help us make art. See the Pathway</p>	<p>SUMMER TERM 1</p>  <p>Making Birds</p> <p>Sculptural project beginning with making drawings from observation, exploring media, and transforming the drawings from 2D to 3D to make a bird. See the Pathway</p>	<p>SUMMER TERM 2</p>  <p>Inspired by Flora & Fauna</p> <p>Explore how artists make art inspired by flora and fauna. Make collages of MiniBeasts and display as a shared artwork. See the Pathway</p>

YEAR 2

Pupils should be taught:

- to use a range of materials creatively to design and make products
- to use drawing, painting and sculpture to develop and share their ideas, experiences and imagination
- to develop a wide range of art and design techniques in using colour, pattern, texture, line, shape, form and space
- about the work of a range of artists, craft makers and designers, describing the differences and similarities between different practices and disciplines, and making links to their own work.

SKETCH BOOK WORK TO BE COVERED THROUGH OUT THE YEAR

- **AUTUMN TERM** – Drawing and composition, mono-printing
- **SPRING TERM** – architecture, paint mixing, still life
- **SUMMER TERM** – re-imagine with drawing skills, drawing, collage and painting

Term 1	Term 2	Term 3	Term 4	Term 5	Term 6
--------	--------	--------	--------	--------	--------

AUTUMN TERM 1



Explore & Draw

Introducing the idea that artists can be collectors & explorers as they develop drawing and composition skills. [See the Pathway](#)

AUTUMN TERM 2



Exploring the World Through Mono Print

Using a simple mono print technique to develop drawing skills, encourage experimentation and ownership. [See the Pathway](#)

SPRING TERM 1



Be An Architect

Exploring architecture and creating architectural models. [See the Pathway](#)

SPRING TERM 2



Expressive Painting

Explore how painters use paint in expressive and gestural ways. Explore colour mixing and experimental mark making to create abstract still lifes. [See the Pathway](#)

SUMMER TERM 1



Stick Transformation Project

Artists use their creative skills to re-see and re-imagine the world. Explore how you can transform a familiar object into new and fun forms. [See the Pathway](#)

SUMMER TERM 2



Music & Art

Explore how we can make art inspired by the sounds we hear. Draw, collage, paint and make. [See the Pathway](#)

YEAR 3






Pupils should be taught to develop their techniques, including their control and their use of materials, with creativity, experimentation and an increasing awareness of different kinds of art, craft and design.

Pupils should be taught:

- to create sketch books to record their observations and use them to review and revisit ideas
- to improve their mastery of art and design techniques, including drawing, painting and sculpture with a range of materials [for example, pencil, charcoal, paint, clay]
- about great artists, architects and designers in history.

SKETCH BOOK WORK TO BE COVERED THROUGH OUT THE YEAR

- **AUTUMN TERM** – gestural drawing with charcoal, painting with scissors and collage
- **SPRING TERM** – art inspired by literature and film, acrylic and thread
- **SUMMER TERM** – Henri Rousseau, printing and natural dyes

Term 1	Term 2	Term 3	Term 4	Term 5	Term 6
<p>AUTUMN TERM 1</p>  <p>Gestural Drawing with Charcoal</p> <p>Making loose, gestural drawings with charcoal, and exploring drama and performance.</p> <p>See the Pathway</p> <p>Artist History Study in sketchbooks</p>	<p>AUTUMN TERM 2</p>  <p>Working with Shape and Colour</p> <p>"Painting with Scissors": Collage and stencil in response to looking at artwork. See the Pathway</p>	<p>SPRING TERM 1</p>  <p>Telling Stories Through Drawing & Making</p> <p>Explore how artists are inspired by other art forms – in this case how we make sculpture inspired by literature and film. See the Pathway</p>	<p>SPRING TERM 2</p>  <p>Cloth, Thread, Paint</p> <p>Explore how artists combine media to create work in response to landscape. Use acrylic and thread to make a painted and stitched piece. See the Pathway</p>	<p>Henri Roussau</p> <p>Art History research</p> <p>Artist inspired art with paint and pencils</p>	<p>SUMMER TERM 2</p>  <p>Using Natural Materials to Make Images</p> <p>Using natural pigments and dyes from the local environment to make art. Exploring Cyanotype and Anthotype. See the Pathway</p>

YEAR 4







Pupils should be taught to develop their techniques, including their control and their use of materials, with creativity, experimentation and an increasing awareness of different kinds of art, craft and design.

Pupils should be taught:

- to create sketch books to record their observations and use them to review and revisit ideas
- to improve their mastery of art and design techniques, including drawing, painting and sculpture with a range of materials [for example, pencil, charcoal, paint, clay]
- about great artists, architects and designers in history.

SKETCH BOOK WORK TO BE COVERED THROUGH OUT THE YEAR

- **AUTUMN TERM** – Comic book images, Explore colour, line and shape, repeated patterns
- **SPRING TERM** – Still life, contemporary and traditional
- **SUMMER TERM** – technical skills and nature inspired art, food and art

Term 1	Term 2	Term 3	Term 4	Term 5	Term 6
<p>AUTUMN TERM 1</p>  <p>Storytelling Through Drawing</p> <p>Explore how artists create sequenced drawings to share and tell stories. Create accordion books or comic strips to retell poetry or prose through drawing. See the Pathway</p>	<p>AUTUMN TERM 2</p>  <p>Exploring Pattern</p> <p>Exploring how we can use colour, line and shape to create patterns, including repeating patterns. See the Pathway</p>	<p>SPRING TERM 1</p>  <p>The Art of Display</p> <p>Explore how the way we display our work can affect the way it is seen. Create an artwork inspired by the idea of "Plinth". See the Pathway</p>	<p>SPRING TERM 2</p>  <p>Exploring Still Life</p> <p>Explore artists working with the genre of still life, contemporary and more traditional. Create your own still life inspired art work. See the Pathway</p>	<p>SUMMER TERM 1</p>  <p>Sculpture, Structure, Inventiveness & Determination</p> <p>What can artists learn from nature? Nurture personality traits as well as technical skills. See the Pathway</p>	<p>SUMMER TERM 2</p>  <p>Festival Feasts</p> <p>Drawing and Making inspired by food. How might we use food and art to bring us together? See the Pathway</p>

YEAR 5





Pupils should be taught to develop their techniques, including their control and their use of materials, with creativity, experimentation and an increasing awareness of different kinds of art, craft and design.

Pupils should be taught:

- to create sketch books to record their observations and use them to review and revisit ideas
- to improve their mastery of art and design techniques, including drawing, painting and sculpture with a range of materials [for example, pencil, charcoal, paint, clay]
- about great artists, architects and designers in history.

SKETCH BOOK WORK TO BE COVERED THROUGH OUT THE YEAR

- **AUTUMN TERM** – Typography – Map Art- Drawing techniques
- **SPRING TERM** – Fashion design – Art history study
- **SUMMER TERM** – Mixed media experimenting

Term 1	Term 2	Term 3	Term 4	Term 5	Term 6
<p>AUTUMN TERM 1</p>  <p>Typography & Maps</p> <p>Exploring how we can create typography through drawing and design, and use our skills to create personal and highly visual maps. See the Pathway</p>	<p>Drawing skills with a pencil</p> <p>Artist inspired</p>	<p>SUMMER TERM 2</p>  <p>Fashion Design</p> <p>Explore contemporary fashion designers and create your own 2D or 3D fashion design working to a brief. See the Pathway</p>	<p>Drawing exercise</p> <p>Artist History Study</p> <p>Artist inspired</p>	<p>SPRING TERM 1</p>  <p>Set Design</p> <p>Explore creating a model set for theatre or animation inspired by poetry, prose, film or music. See the Pathway</p>	<p>SPRING TERM 2</p>  <p>Mixed Media Land & City Scapes</p> <p>Explore how artists use a variety of media to capture spirit of the place. Focus upon exploratory work to discover mixed media combinations. See the Pathway</p>

YEAR 6




Pupils should be taught to develop their techniques, including their control and their use of materials, with creativity, experimentation and an increasing awareness of different kinds of art, craft and design.

Pupils should be taught:

- to create sketch books to record their observations and use them to review and revisit ideas
- to improve their mastery of art and design techniques, including drawing, painting and sculpture with a range of materials [for example, pencil, charcoal, paint, clay]
- about great artists, architects and designers in history.

SKETCH BOOK WORK TO BE COVERED THROUGH OUT THE YEAR

- **AUTUMN TERM** – nature drawings, stylised images inspired by Morris, printing techniques, art and hidden meaning
- **SPRING TERM** – History of Hockney, Hockney art techniques, portraits, pencil tone and line (Book illustrations)
- **SUMMER TERM** – Clay work design, colour 2d and 3d work

Term 1	Term 2	Term 3	Term 4	Term 5	Term 6
<p>Artist History Study</p> <p>Graffiti Art - Phil Frost</p> <p>William Morris</p> <p>Printing and sketch book research</p>	<p>AUTUMN TERM 2</p>  <p>Activism</p> <p>Explore how artists use their skills to speak on behalf of communities. Make art about things you care about. See the Pathway</p>	<p>David Hockney Artist study</p> <p>Photography Image manipulation</p>	<p>SPRING TERM 2</p>  <p>Exploring Identity</p> <p>Discover how artists use layers and juxtaposition to create artwork which explores identity. Make your own layered portrait. See the Pathway</p>	<p>Clay work</p> <p>Artist study</p>	<p>SPRING TERM 1</p>  <p>Brave Colour</p> <p>Exploring the work of installation artists who use light, form and colour to create immersive environments. Creating 2D or 3D models to share our vision of imagined installations with others. See the Pathway</p>