



Get Set 4 Education

# Knowledge Organiser

## Introduction to PE Unit 1

### Nursery/Reception

Ladder Knowledge



#### Problem Solving:

Children will learn to make simple decisions in response to a task.

#### Navigational Skills:

Children will learn that moving into space away from others and leaving a gap when following a path will help to keep them safe.

#### Communication:

Children will learn that talking with a partner will help them to solve challenges e.g. 'let's go to the green hoop next'.

#### Reflection:

Children will begin to identify when they are successful.

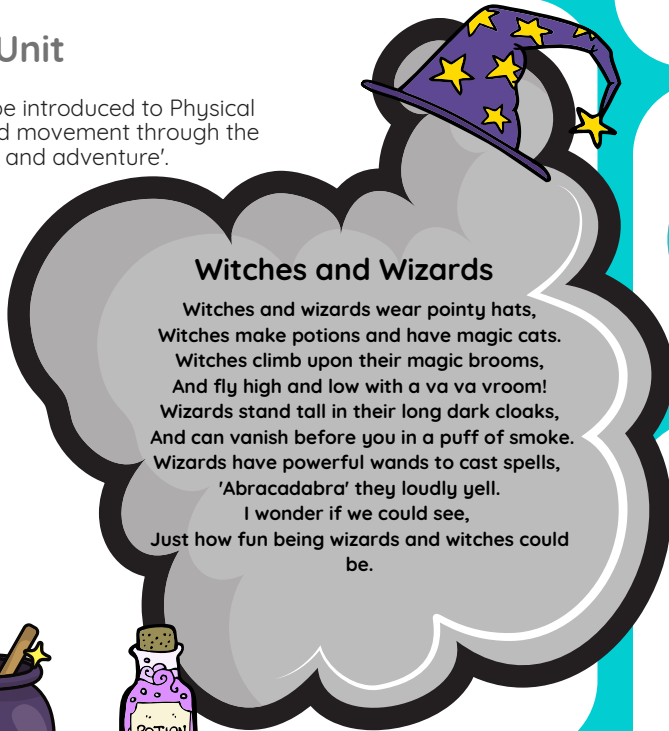
#### Rules:

Children will learn that rules help to keep us safe.

### About this Unit

In this unit children will be introduced to Physical Education and structured movement through the topic of 'fantasy and adventure'.

They will spend time learning basic principles of a PE lesson such as finding space, freezing on command, using and sharing equipment and working individually, with a partner and group. They will take part in activities which will develop fundamental movement skills such as running, jumping, skipping.



#### Witches and Wizards

Witches and wizards wear pointy hats,  
Witches make potions and have magic cats.  
Witches climb upon their magic brooms,  
And fly high and low with a va va vroom!  
Wizards stand tall in their long dark cloaks,  
And can vanish before you in a puff of smoke.  
Wizards have powerful wands to cast spells,  
'Abracadabra' they loudly yell.  
I wonder if we could see,  
Just how fun being wizards and witches could be.

Personal, Social and Emotional

This unit will develop the following skills:

- Social** share, communication, work safely, co-operation, leadership
- Emotional** independence, perseverance, confidence
- Thinking** select and apply actions, comprehension, reflection, make decisions



Physical Development

#### Physical Skills

- run
- skip
- jump
- balance
- hop
- crawl

Children will be taught to:

- Move around safely and with control.
- Have an awareness of others and items in the teaching space.
- Take turns when instructed.
- To store equipment safely when not in use.



Communication and Language



#### Key Vocabulary

avoid	freeze	space
backwards	safe	stop
forwards	sideways	partner

If children enjoy this unit why not see if there is a multi sports club in their area.



This unit will help children to:

- change direction
- balance
- move different body parts at the same time
- be faster
- move for longer

### Home Learning



Find more games that develop these skills in the Home Learning Active Families tab on [www.getset4education.co.uk](http://www.getset4education.co.uk)



#### Grandmother's Footsteps!



**What you need:** three or more people

#### How to play:

- One person begins as the 'Grandmother', facing away from the others at the other end of the space.
- All other players begin behind a marker which shows the start line.
- Grandmother says 'go' and players try to creep up to the Grandmother without being heard.
- If the Grandmother turns around, everyone must freeze. If the Grandmother sees anyone move, they get sent back to the start.
- When the Grandmother turns away, everyone is allowed to creep again.
- The first person to get to the Grandmother wins the game and starts as the Grandmother in the next round.

[www.getset4education.co.uk](http://www.getset4education.co.uk)

Head to our youtube channel to watch the skills videos for this unit.



@getset4education136




# Knowledge Organiser

## Introduction to PE Unit 2

### Nursery/Reception

#### About this Unit

In this unit children will be introduced to Physical Education and structured movement through the topic of 'everyday life'. They will spend time learning basic principles of a PE lesson such as safely using space, stopping safely, using and sharing equipment and working individually, with a partner and group. They will take part in activities which will develop fundamental movement skills such as running, jumping and skipping. Children will also play simple games and begin to understand and use rules.



#### Ladder Knowledge



#### Problem Solving:

Children will learn to make simple decisions in response to a task.

#### Navigational Skills:

Children will learn that moving into space away from others and leaving a gap when following a path will help to keep them safe.

#### Communication:

Children will learn that talking with a partner will help them to solve challenges e.g. 'let's go to the green hoop next'.

#### Reflection:

Children will begin to identify when they are successful.

#### Rules:

Children will learn that rules help to keep us safe.

#### Personal, Social and Emotional

#### This unit will develop the following skills:

**Social**

work safely, co-operation, support others, communication

**Emotional**

honesty, confidence, perseverance, determination

**Thinking**

comprehension, make decisions, creativity



#### Physical Development

#### Physical Skills

- run
- jump
- throw
- catch
- roll
- skip

Children will be taught to:

- Move around safely and with control.
- Have an awareness of others and items in the teaching space.
- Take turns when instructed.
- To store equipment safely when not in use.



If children enjoy this unit why not see if there is a multi sports club in their area.



#### This unit will help children to:

- change direction
- balance
- move different body parts at the same time
- be faster
- move for longer

#### Communication and Language



#### Key Vocabulary

catch	path	score
direction	rules	space
partner	safely	stop

#### Home Learning



Find more games that develop these skills in the Home Learning Active Families tab on [www.getset4education.co.uk](http://www.getset4education.co.uk)



#### Find Three Things



**What you need:** two or more people

#### How to play:

- One person says 'find three things that are... blue.' etc.
- The other person then has to collect three things that are blue and bring them back.
- Make this harder by timing the player to see how long it takes them.
- Other things that could be collected include 'find three things that are... spotty, start with the letter 'C', round, soft to touch.'

Play with more people by seeing who can collect the three items first.



[www.getset4education.co.uk](http://www.getset4education.co.uk)

Head to our youtube channel to watch the skills videos for this unit.



@getset4education136



Get Set 4 Education

# Knowledge Organiser Ball Skills Unit 1 Nursery/Reception

## Ladder Knowledge



**Sending:**  
Children will learn to look at the target when sending a ball.

**Catching:**  
Children will learn to have hands out ready to catch.

**Tracking:**  
Children will learn to watch the ball as it comes towards them and scoop it up with two hands.

**Dribbling:**  
Children will learn that keeping the ball close will help with control.

## About this Unit

In this unit children will develop their ball skills through the topic of 'minibeasts'. Children will develop fundamental ball skills such as rolling and receiving a ball, throwing to a target, bouncing and catching, dribbling with feet and kicking a ball. Children will be able to develop their fine and gross motor skills through a range of game play using a variety of equipment. Children will be given opportunities to work independently and with a partner.



## Personal, Social and Emotional



**Social**  
**Emotional**  
**Thinking**

This unit will develop the following skills:  
work safely, collaboration, co-operation, support others  
perseverance, independence, honesty  
use tactics, comprehension

## Physical Development


### Physical Skills

- roll
- stop a rolling ball
- throw
- bounce
- catch
- dribble with feet
- kick



Children will be taught to:

- Move around safely and with control.
- Have an awareness of others and items in the teaching space.
- Take turns when instructed.
- To store equipment safely when not in use.



## Communication and Language



If you enjoy this unit why not see if there is a ball game e.g. a football club in your local area.

## Key Vocabulary

bounce	points	score
catch	roll	space
dribble	run	target
hit	safely	throw
kick		



## This unit will help children to:

- change direction
- balance
- move different body parts at the same time
- be faster
- move for longer

## Home Learning



Find more games that develop these skills in the Home Learning Active Families tab on [www.getset4education.co.uk](http://www.getset4education.co.uk)

## Kick, Roll, Throw



**What you need:** a ball, a target object

### How to play:

- Players stand 3m away from a target object.
- Players explore hitting the target with a kicking, rolling and throwing.

### Challenge:

How many times does it take for you to hit your target with kicking, rolling and throwing?

Play the game again, can you beat your score?



[www.getset4education.co.uk](http://www.getset4education.co.uk)

Head to our youtube channel to watch the skills videos for this unit.



@getset4education136

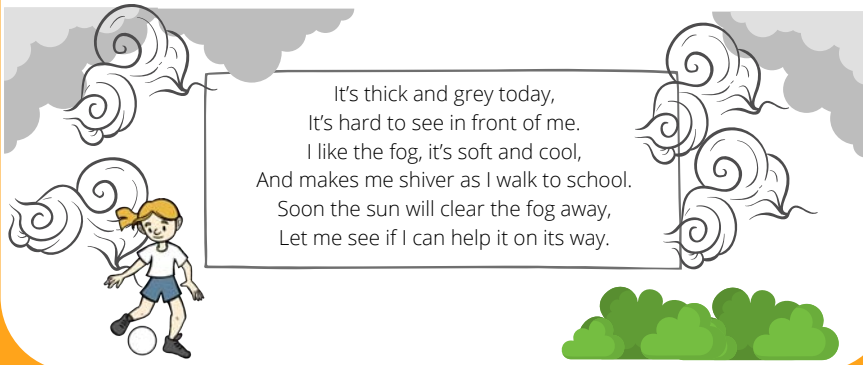


Get Set 4 Education

# Knowledge Organiser Ball Skills Unit 2 Nursery/Reception

## About this Unit

In this unit children will develop their ball skills through the topic of 'weather'. Children will develop fundamental ball skills such as throwing and catching, rolling a ball, using targets, dribbling with feet, kicking a ball, bouncing and catching a ball. Children will be able to develop their fine and gross motor skills through a range of game play with balls. Children will work independently and with a partner and will develop decision making and using simple tactics.



It's thick and grey today,  
It's hard to see in front of me.  
I like the fog, it's soft and cool,  
And makes me shiver as I walk to school.  
Soon the sun will clear the fog away,  
Let me see if I can help it on its way.

### Ladder Knowledge



**Sending:**  
Children will learn to look at the target when sending a ball.

**Catching:**  
Children will learn to have hands out ready to catch.

**Tracking:**  
Children will learn to watch the ball as it comes towards them and scoop it up with two hands.

**Dribbling:**  
Children will learn that keeping the ball close will help with control.

### Personal, Social and Emotional



**Social**

**Emotional**

**Thinking**

This unit will develop the following skills:

co-operation, take turns, work safely, communication

perseverance, independence, determination, honesty

comprehension, use tactics


### Physical Development



## Physical Skills

- roll
- track
- throw
- dribble with hands

- dribble with feet
- kick
- catch



Find more games that develop these skills in the Home Learning Active Families tab on [www.getset4education.co.uk](http://www.getset4education.co.uk)

## Home Learning



## Kickaroo



**What you need:** a ball, pillows

### How to Play:

- Place a pillow a few steps away. Practice kicking the ball to hit the pillow.
- Kick the ball and chase after it, try to catch it before it stops moving.
- Count how many times you can kick the ball within a certain time frame (e.g., 1 minute).
- Create an obstacle course using pillows. Kick the ball around the obstacles.



[www.getset4education.co.uk](http://www.getset4education.co.uk)

Children will be taught to:

- Move around safely and with control.
- Have an awareness of others and items in the teaching space.
- Take turns when instructed.
- To store equipment safely when not in use.

If you enjoy this unit why not see if there is a ball game e.g. a football club in your local area.



This unit will help children to:

- change direction
- balance
- move different body parts at the same time
- be faster
- move for longer

## Communication and Language



## Key Vocabulary

ball	partner	score
catch	ready	space
dribble	roll	target
kick	safely	throw

Head to our youtube channel to watch the skills videos for this unit.



@getset4education136

# Knowledge Organiser

## Dance Unit 1

### Nursery/Reception

#### Ladder Knowledge




Actions:	Dynamics:	Space:	Performance:	Strategy:
Children will learn that they can move their bodies in different ways to create interesting actions.	Children will learn that they can change the action to show an idea.	Children will learn that if they move into space it will help to keep themselves and others safe.	Children will learn that when watching others they should sit quietly and clap at the end.	Children will learn that if they use lots of space, it will help to make their dance look interesting.

### About this Unit

In this unit children will develop their expressive movement through the topic of 'everyday life'. Children explore space and how to use space safely. They explore travelling movements, shapes and balances. Children choose their own actions in response to a stimulus. They are given the opportunity to copy, repeat and remember actions. They are introduced to counting to help them keep in time with the music. They perform to others and begin to provide simple feedback.

#### Everyday Life



#### Personal, Social and Emotional

- This unit will develop the following skills:
- Social** work safely, respect, collaboration
  - Emotional** independence, confidence
  - Thinking** select and apply actions, creativity, exploration, recall, provide feedback

#### Physical Development

#### Physical Skills

- actions
- dynamics
- space

#### Home Learning

Find more games that develop these skills in the Home Learning Active Families tab on [www.getset4education.co.uk](http://www.getset4education.co.uk)



#### Communication and Language

#### Key Vocabulary

		move
action	direction	shake
bend	high	space
count	low	twist



If you enjoy this unit why not see if there is a dance club in your local area.

Children will be taught to:

- Be bare foot for dance.
- Move around safely and with control.
- Have an awareness of others in the teaching space.



This unit will help children to:

- balance
- move different body parts at the same time
- be more flexible
- move for longer

### Transport Dance



**What you need:** some music



#### How to Play:

Explore the following actions for each method of transport:

- cars: jog, holding arms up as if steering around the area. Use big exaggerated movements using lots of space and different pathways. Turn your wheel to change direction.
- train: march around making a circling motion with the arms, elbows bent. High knees and big arm circles.
- planes: fly/soar, jog around with arms spread out wide for wings. Vary the level used by flying high and low.

Create a dance using each of the different methods of transport. Use counts of 8 to help you stay in time with your chosen music.



Make this harder by creating actions for another method of transport.

[www.getset4education.co.uk](http://www.getset4education.co.uk)

Head to our youtube channel to watch the skills videos for this unit.



@getset4education136



Get Set 4 Education

# Knowledge Organiser Dance Unit 2 Nursery/Reception

## About this Unit

In this unit children will develop their expressive movement through the topic of 'places'. Children explore space and how to use space safely. They explore traveling actions, shapes and balances. Children choose their own actions in response to a stimulus. They also are given the opportunity to copy, repeat and remember actions. They continue to use counting to help them keep in time with the music. They explore dance through the world around them. They perform to others and begin to provide simple feedback.



At the Seaside



At the Farm



At the Fireworks

Communication and Language



If you enjoy this unit why not see if there is a dance club in your local area.

## Key Vocabulary

actions	fast	quickly
beat	finish position	shape
counts	high	slowly
direction	low	start position
		travel

Ladder Knowledge



**Actions:**  
Children will learn that they can move their bodies in different ways to create interesting actions.

**Dynamics:**  
Children will learn that they can change the action to show an idea.

**Space:**  
Children will learn that if they move into space it will help to keep themselves and others safe.

**Performance:**  
Children will learn that when watching others they should sit quietly and clap at the end.

**Strategy:**  
Children will learn that if they use lots of space, it will help to make their dance look interesting.

Personal, Social and Emotional



**Social** work safely, respect, collaboration

**Emotional** confidence, independence

**Thinking** comprehension, provide feedback, select and apply actions, creativity

This unit will develop the following skills:

Physical Development



Children will be taught to:

- Be bare foot for dance.
- Move around safely and with control.
- Have an awareness of others in the teaching space.

## Physical Skills

- actions
- dynamics
- space

## Home Learning



Find more games that develop these skills in the Home Learning Active Families tab on [www.getset4education.co.uk](http://www.getset4education.co.uk)



## Musical Statues



**What you need:** some music, someone to stop and start the music

### How to Play:

- When the music starts players start dancing. Dance however you like - hop, skip, twirl, or anything else that makes you happy! Let the music inspire your moves.
- When the music everyone must freeze like a statue until the music starts again.
- Keep dancing and freezing whenever the music stops.

Playing with others? Every time someone moves when the music stops, they become the helper to stop the music next time. Who can be the last one dancing?



[www.getset4education.co.uk](http://www.getset4education.co.uk)



This unit will help children to:

- balance
- move different body parts at the same time
- be more flexible
- move for longer



Head to our youtube channel to watch the skills videos for this unit.



@getset4education136

### About this Unit

Children will develop their fundamental movement skills through the topic of 'all about me'. Fundamental skills will include balancing, running, changing direction, jumping, hopping and travelling. Children will develop gross motor skills through a range of activities. They will learn how to stay safe using space, follow rules and instructions and work independently and with a partner.

**Senses**

- eyes
- ears
- mouth
- nose
- fingertips

**Communication and Language**

### Key Vocabulary

- |           |      |        |
|-----------|------|--------|
| balance   | jump | space  |
| bend      | land | stop   |
| direction | run  | travel |
| hop       | safe |        |

If children enjoy this unit why not see if there is a multi sports club in their area.



**Ladder Knowledge**

<b>Running:</b>	<b>Balancing:</b>	<b>Jumping:</b>	<b>Hopping:</b>	<b>Skipping:</b>
Children will learn to use big steps to run and small steps to stop. They will also learn that moving into space away from others helps to keep them safe.	Children will learn to hold their arms out to help them to balance.	Children will learn that bending their knees will help them to land safely.	Children will learn that to hop they will use one foot.	Children will learn that if they hop then step that will help them to use skipping as a travelling action.

**Personal, Social and Emotional**

**This unit will develop the following skills:**

- Social** support others, work safely, take turns
- Emotional** honesty, determination
- Thinking** decision making, comprehension, select and apply

**Physical Development**

### Physical Skills

- run
- balance
- change direction
- jump
- hop
- travel

Children will be taught to:

- Move around safely and with control.
- Have an awareness of others and items in the teaching space.
- Take turns when instructed.
- To store equipment safely when not in use.

**Home Learning**

Find more games that develop these skills in the Home Learning Active Families tab on [www.getset4education.co.uk](http://www.getset4education.co.uk)

**Walk the plank**

**What you need:** dressing gown ropes and 2x ball of socks

**How to play:**  
Create a path using the dressing gown ropes.

- Challenge 1: Can you walk the plank without touching the floor? Now try walking backwards.
- Challenge 2: Can you walk the plank whilst balancing a ball of socks on your head?
- Challenge 3: Can you walk the plank whilst throwing and catching a ball of socks, to yourself or to and from a partner.
- Challenge 4: Can you walk the plank whilst balancing the ball of socks on your head and throwing and catching with the other pair of socks?
- Challenge 5: Can you walk the plank whilst throwing and catching one pair of socks in one hand to yourself, whilst throwing and catching the other pair of socks with a partner?

[www.getset4education.co.uk](http://www.getset4education.co.uk)

**This unit will help children to:**

- change direction quickly
- balance
- move different body parts at the same time
- be faster
- move for longer

Head to our [youtube channel](#) to watch the skills videos for this unit. @getset4education136

### About this Unit

Children will develop their fundamental movement skills through the topic of 'places and spaces'. Children will develop skills of balancing, running, hopping, jumping, travelling and changing direction. Children will develop fine and gross motor skills, through handling equipment. They will learn how to stay safe using space and understand and follow rules and instructions. They work independently and with a partner to complete tasks.



### Ladder Knowledge



**Running:**  
Children will learn to use big steps to run and small steps to stop. They will also learn that moving into space away from others helps to keep them safe.

**Balancing:**  
Children will learn to hold their arms out to help them to balance.

**Jumping:**  
Children will learn that bending their knees will help them to land safely.

**Skipping:**  
Children will learn that if they hop then step that will help them to use skipping as a travelling action.

**Hopping:**  
Children will learn that to hop they will use one foot.

### Personal, Social and Emotional

This unit will develop the following skills:

- Social** work safely, support others, share and take turns, co-operation
- Emotional** perseverance, honesty, determination, confidence, acceptance
- Thinking** comprehension, creativity, select and apply, exploration

### Physical Development

### Physical Skills

- run
- balance
- change direction
- jump
- hop
- travel



- Children will be taught to:
- Move around safely and with control.
  - Have an awareness of others and items in the teaching space.
  - Take turns when instructed.
  - To store equipment safely when not in use.

If children enjoy this unit why not see if there is a multi sports club in their area.



### This unit will help children to:

- change direction quickly
- balance
- move different body parts at the same time
- be faster
- move for longer

### Communication and Language



### Key Vocabulary

balance	jump	safely
bend	land	slide
crawl	rules	slow
fast	run	stop
hop		

### Home Learning



Find more games that develop these skills in the Home Learning Active Families tab on [www.getset4education.co.uk](http://www.getset4education.co.uk)



### Traffic Lights



**What you need:** an adult to call the instructions

#### How to play:

- Children imagine they are getting in the car, putting their seatbelt on and holding their steering wheel.
- They complete the instructions said by the adult e.g.
  - Green light: jog around
  - Red light: stop
  - Yellow light: sit down
  - Roundabout: spin a circle
  - Speed bumps: jump up and down
  - Zebra crossing: lie in a straight shape
  - Reverse: walk backwards



Have a go at making up your own. You could even include different gears for different speeds.

[www.getset4education.co.uk](http://www.getset4education.co.uk)

Head to our youtube channel to watch the skills videos for this unit. @getset4education136



### About this Unit

Children will develop their understanding of playing games through the topic of 'transport'. Children will practise and further develop fundamental movement skills through games. They will also learn how to score and play by the rules, how to work with a partner and begin to understand what a team is, as well as learning how to behave when winning and losing.



### Communication and Language

### Key Vocabulary

- |        |        |       |
|--------|--------|-------|
| catch  | safe   | stop  |
| caught | safely | team  |
| jog    | score  | throw |
| rules  | space  | turn  |
| run    |        |       |



If children enjoy this unit why not see if there is a multi sports club in their area.



### Ladder Knowledge



**Running:**  
Children will learn to use big steps to run and small steps to stop.

**Throwing:**  
Children will learn to point their hand at their target when throwing.

**Catching:**  
Children will learn to watch the ball and have hands out ready to catch.

**Tactics:**  
Children will learn to make simple decisions in response to a task.

**Rules:**  
Children will learn that rules help them to stay safe.

### Personal, Social and Emotional

### Social Emotional Thinking

This unit will develop the following skills:

- work safely, communication, co-operation, support and encourage others
- confidence, honesty, determination, manage emotions
- comprehension, decision making

### Physical Development


### Physical Skills

- run
- balance
- change direction
- throw
- catch



Children will be taught to:

- Move around safely and with control.
- Have an awareness of others and items in the teaching space.
- Take turns when instructed.
- To store equipment safely when not in use.



### Home Learning

Find more games that develop these skills in the Home Learning Active Families tab on [www.getset4education.co.uk](http://www.getset4education.co.uk)



### Shadow tag

**What you need:** A sunny day, two plus players, two socks (optional)

#### How to play:

- First, find your shadow. Change direction and explore the effect it has on your shadow. Discuss with a family member how the angle of your shadow is effected by the location of the sun.
- Try chasing your own shadow.
- Select one player to begin as the tagger. They tag other players by stepping on their shadow. Once caught players change roles.
- Playing with just two players? First to three tags wins that round. First to win 5 rounds wins the game.
- Change the game by allowing players to throw socks at the shadow instead of stepping on them.



[www.getset4education.co.uk](http://www.getset4education.co.uk)

Head to our youtube channel to watch the skills videos for this unit.



@getset4education136




Get Set 4 Education

# Knowledge Organiser Games Unit 2 Nursery/Reception

## About this Unit

In this unit children will practise and further develop their fundamental movement skills through the topic of 'around the world'. Children will learn and develop these skills by playing a variety of games. They will also learn how to work as a team, take turns, keep the score, play against an opponent and play by the rules.



## Ladder Knowledge



**Running:** Children will learn to use big steps to run and small steps to stop.

**Throwing:** Children will learn to point their hand at their target when throwing.

**Catching:** Children will learn to watch the ball and have hands out ready to catch.

**Striking:** Children will learn to point their racket at their target when striking.

**Tactics:** Children will learn to make simple decisions in response to a task and that there are different roles in games.

**Rules:** Children will learn that rules help them to stay safe.

## Personal, Social and Emotional

### Social Emotional Thinking

This unit will develop the following skills:

communication, help others, respect, take turns, co-operation

perseverance, honesty, determination, manage emotions

comprehension, decision making, select and apply, reflection

## Physical Development

### Physical Skills

- run
- throw
- change direction
- catch
- strike



Children will be taught to:

- Move around safely and with control.
- Have an awareness of others and items in the teaching space.
- Take turns when instructed.
- To store equipment safely when not in use.

## Communication and Language



If children enjoy this unit why not see if there is a multi sports club in their area.


## Key Vocabulary

aim	lose	stop
gallop	partner	tag
hit	run	target
hop	safely	team
jump	score	win



### This unit will help children to:

- change direction quickly
- balance
- move different body parts at the same time
- be faster
- move for longer



## Home Learning

Find more games that develop these skills in the Home Learning Active Families tab on [www.getset4education.co.uk](http://www.getset4education.co.uk)



### Capture the Socks

**What you need:** a basket, four pairs of rolled up socks and two players

**How to play:**

- Place the socks randomly in the playing area.
- One player (the attacker) begins at the basket.
- The defender begins three big steps away.
- The attacker has six attempts to collect a pair of socks and place them into the basket.
- The defender can tag the attacker once they leave the basket and if caught the attacker must return to the basket and start again.

How many socks did you get in the basket?

[www.getset4education.co.uk](http://www.getset4education.co.uk)

Head to our youtube channel to watch the skills videos for this unit. @getset4education136



Get Set 4 Education

# Knowledge Organiser Gymnastics Unit 1 Nursery/Reception



## About this Unit



Children will develop basic gymnastic skills through the topic of 'animals and their habitats'. Children explore creating shapes, balances, and jumps and begin to develop rocking and rolling. They show an awareness of space and how to use it safely and perform basic skills on both floor and apparatus. They copy, create, remember and repeat short sequences. They begin to understand using levels and directions when traveling and balancing.



star



tuck




pike



straight



straddle



## Ladder Knowledge



Shapes:	Balances:	Rolls:	Jumps:	Strategy:
Children will learn to make different shapes with their body.	Children will learn to be still when holding a balance.	Children will learn to change their body shape to help them to roll.	Children will learn that bending their knees will help them to land safely.	Children will learn that counting to five when holding a shape or balance will allow people to see it clearly.

## Personal, Social and Emotional

This unit will develop the following skills:

Social	work safely, collaboration, share and take turns
Emotional	determination, confidence
Thinking	comprehension, creativity, select and apply

## Physical Development

### Physical Skills

- shapes
- balances
- jumps
- rocking
- rolling
- travel

Children will be taught to:

- Move around safely and with control.
- Have an awareness of others and items in the teaching space.
- Take turns when instructed.
- To store equipment safely when not in use.
- Remove shoes and socks when taking part in gymnastics lessons.
- To use apparatus safely.



## Home Learning

Find more games that develop these skills in the Home Learning Active Families tab on [www.getset4education.co.uk](http://www.getset4education.co.uk)


## Communication and Language



If children enjoy this unit why not see if there is a gymnastics club in their area to signpost them to.

## Key Vocabulary

balance	land	squeeze
bend	rock	star
copy	roll	still
hold	shape	straight
jump		



This unit will help children to:

- balance
- move different body parts at the same time
- be stronger
- be more flexible



## Transporter



What you need: two markers and an object to balance

### How to play:

- Place two markers 5m apart.
- Begin next to one of the markers. The aim of the game is to transport your object from one marker to another without dropping it on the floor.
- Can you find a way to transport the object balancing it on your:
  - Stomach
  - Arm
  - Head
  - Back
- Playing against someone else? Race each time to see who can transport the object the quickest.



[www.getset4education.co.uk](http://www.getset4education.co.uk)

Head to our youtube channel to watch the skills videos for this unit.



@getset4education136



Get Set 4 Education

# Knowledge Organiser Gymnastics Unit 2 Nursery/Reception




## About this Unit

Children will develop basic gymnastic skills through the topic of 'traditional tales', to include 'Jack and the Beanstalk' and 'Goldilocks and the Three Bears'. Children explore creating shapes and balances, jumps and rolls. They begin to develop an awareness of space and how to use it safely. They perform basic skills on both floor and apparatus. They copy, create, remember and repeat short sequences.

They begin to understand using levels and directions when travelling and balancing.



barrel roll



straight roll



## Communication and Language



### Key Vocabulary

around	land	still
balance	over	straight
hold	rock	through
jump	roll	travel

If children enjoy this unit why not see if there is a gymnastics club in their area to signpost them to.



## Physical Development



Children will be taught to:

- Move around safely and with control.
- Have an awareness of others and items in the teaching space.
- Take turns when instructed.
- To store equipment safely when not in use.
- Remove shoes and socks when taking part in gymnastics lessons.
- To use apparatus safely.

## Physical Skills

- shapes
- balances
- jumps
- rock and roll
- barrel roll
- straight roll
- progressions of a forward roll
- travelling



## Home Learning

Find more games that develop these skills in the Home Learning Active Families tab on [www.getset4education.co.uk](http://www.getset4education.co.uk)



## Book Balance



What you need: your favourite story

### How to play:

- Using your favourite story, pick out three characters and create a balance that represents each one e.g.



- Read through your story or ask someone else to!
- Each time the character is mentioned, hold the balance you have created for five seconds.
- Make this harder by holding your balance until the next character is mentioned!

[www.getset4education.co.uk](http://www.getset4education.co.uk)



This unit will help children to:

- balance
- move different body parts at the same time
- be stronger
- be more flexible

Head to our youtube channel to watch the skills videos for this unit.



@getset4education136